

unit 1

In My Classroom

1:02

1

Listen, look and say.



1 colouring



2 counting



3 cutting



4 gluing



5 listening



6 watching a DVD



7 using the
computer



8 writing



9 playing a game

1:03

2

Listen, find and say.

3

Play a game.

4 Unit 1 vocabulary (classroom activities)

1:05 1:06

4

Listen and sing. Then look at 1 and find.

Here's My Classroom!

Look! Here's my classroom.
And here are my friends!
Peter, Sarah and Timothy,
Penny, Jack and Jen!



Peter is cutting paper.
Penny is writing her name.
Sarah is listening to a story
And Jack is playing a game.



Timothy is counting.
Jen is gluing.
We have fun and learn a lot.
What are your friends doing?



1:07

5

Listen and find in 1. Then say.

6

Look at 1. Ask and answer.



What's she doing?

She's colouring.



**THINK
BIG**

What can we write?
What can we count?

1:09

7 Listen and read. How many Marias are there?





8 Look at the story. Then match.

- 1 She's cutting paper.
- 2 She's gluing pictures.
- 3 She's using the computer.
- 4 She's writing on the board.



**THINK
BIG**

Are there any girls called Maria in your class? How many?
How many children are there with the same name? What are the names?

Language in Action



Listen. Help Jamie and Jenny make sentences.

counting playing a game
colouring watching a DVD

What's she doing ?
She's using the computer .
What are they doing ?
They're gluing .

10 Look and write.




1 What's he _____?
He's _____ his name.



2 What's she _____?
_____ a picture.



3 _____ they _____?
_____ to a story.



4 _____?
_____ paper.

8 Unit 1 language practice (What's she doing? She's using the computer.)

1:12



Listen and stick. Then say.



12 Look at 11. Ask and answer. Use How many.




How many computers are there?



There are two computers.

13 Draw and write. Use There's or There are.



1:13

14 Look, listen and repeat.



11 eleven	12 twelve	13 thirteen	14 fourteen	15 fifteen	16 sixteen
17 seventeen	18 eighteen	19 nineteen	20 twenty	30 thirty	40 forty
50 fifty	60 sixty	70 seventy	80 eighty	90 ninety	100 one hundred

1:14

15 Look, listen and circle + or -. Then answer.

+	-	=
plus	minus	equals

1  10 + / -  5 = _____ footballs

2  16 + / -  3 = _____ pencils

3  20 + / -  20 = _____ fingers



How many children are there in your class?
How old is your grandma or grandad?



Listen and circle.

1 **17** / **70**

2 **59** / **95**

3 **89** / **69**

4 **31** / **33**

5 **47** / **27**

6 **23** / **22**



Count and write. Then listen and check.

1 $3 + 7 =$

2 $14 + 6 =$

3 $30 + 30 =$

4 $70 + 5 =$

5 $8 - 2 =$

6 $18 - 4 =$

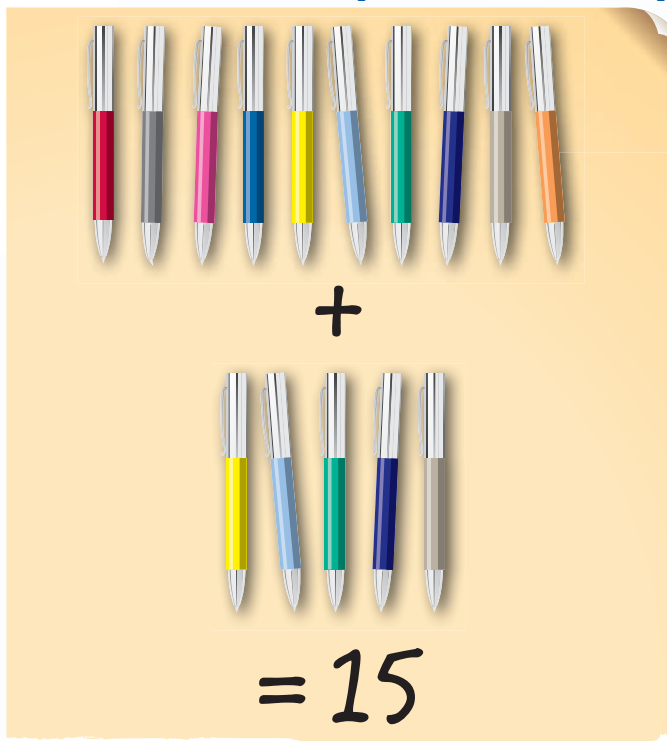
7 $60 - 10 =$

8 $40 - 5 =$

PROJECT



Make a Maths poster. Then present it to the class.



Ten pens plus five pens equals fifteen pens.



1:17
19

Listen and look. Number in order.

a



b



c



20

Take turns. Ask and answer. Do the actions.



May I use the computer now?

Yes! Let's take turns.



THINK BIG

Is it good to take turns? Why?

1:18 **21** Listen, look and repeat.

1 **th** 2 **th**

1:19 **22** Listen and find. Then say.



bath



thin



this



that

1:20 **23** Listen and blend the sounds.

1 th-e the

2 th-e-n then

3 b-o-th both

4 w-i-th with

5 p-a-th path

6 M-a-th-s Maths

1:21 **24** Underline **th** and **th**. Then listen and chant.

There are three crocodiles
In the bath.
They've got thin mouths
But big teeth!
Look out! Look out!



Review

1:23
25

Listen and find. Say **Picture 1** or **Picture 2**. Then ask and answer.

Picture 1



Picture 2



In Picture 1, what are they doing?

In Picture 1, they're playing a game.



26 Look and write.



1 _____
shapes.



2 _____
her name.



3 _____
to a story.



4 _____
a DVD.




5 _____
a picture.



6 _____
his fingers.

27 Count and write. Use **There's** or **There are**.



1 _____
_____ rulers.

2 _____
_____ rubber.

3 _____
_____ marker pens.

I Can

talk about what people are doing in the classroom.

count to 100.

talk about taking turns.