

unit 1

Good Morning, Class!



1 Listen, look and say.



2 Listen, find and say.



3 Play a game.



4 Listen and sing. Then look at 1 and find.

The Classroom Song



Good morning, class.
Good morning to you!
How are you?
I'm fine, thank you.



What is it? It's a rubber.
What is it? It's a ruler.
What is it? It's a pencil.
What is it? It's a crayon.


Now pick up your pen
And open your book.
Say the words
And write with me.
Let's start now. 1, 2, 3!

Chorus




5 Listen and number.


a




b



c



d



6 Look at 5. Ask and answer.



What is it?

It's a chair.



**THINK
BIG**



What is it? Listen, number and say.

book backpack pencil

1:24
7

Listen and read. What colour is the marker pen?

Classroom Colours

Look, Tim. What is it?

It's a pen.

1

Look! What are they?

They're pencils.

2

Yes, they're yellow pencils.

And what is it?

It's a marker pen.
A red marker pen.

3


Yes! Good, Tim.

And what are they?

They're rubbers.

4

And what colour are they?



8 Look at the story. Then circle.



THINK BIG What happens next?
Draw and say.

Language in Action



Listen. Help Tim and Jane make sentences.



a backpack

a pencil

chairs

marker pens

What is

it

?

It's

a pen

.

What are

they

?

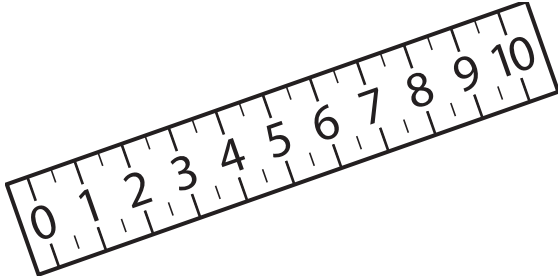
They're

pens


.




10 Circle and colour. Then circle and draw.



1 What is it? / What are they?
 They're rulers. / It's a ruler.
 It's blue. / They're blue.



2 What are they? / What is it?
 It's a desk. / They're desks.
 It's red. / They're red.



3 What is it? / What are they?
 They're books. / It's a book.
 It's yellow. / They're yellow.




4 What is it? / What are they?
 They're rubbers. / It's a rubber.
 It's brown. / They're brown.




Listen and stick. Then say.


1



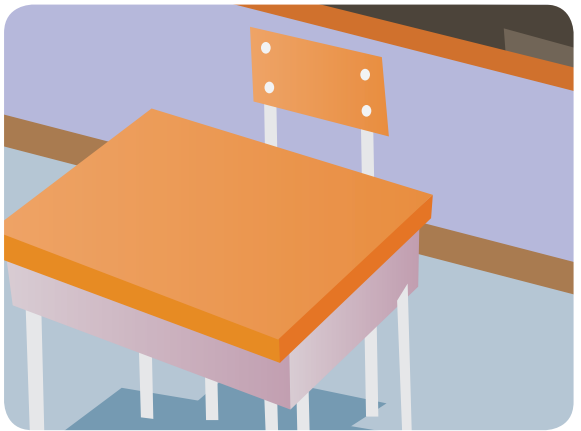
2



3



4



12

Look at 11. Ask and answer.



What is it?

What are they?



It's...

They're...



13

Draw and say.



1:29
14

Look, listen and repeat.



1 pencil case



2 tablet





3 pencil sharpener



4 notebook

1:30
15

Count and write. Then listen and check.



**THINK
BIG**

How many
crayons?
Say.



1:37
16

Listen and match.



Luke



Emma



Ahmed



17 Do a class survey.

| | | | |
|-----------|----|--|--|
| | Me | | |
| pencils | | | |
| notebooks | | | |

How many pencils have you got?

I've got seven pencils.

PROJECT

18 Make a **My Pencil Case** poster. Then present it to the class.



I've got a blue pencil case. I've got...



1:32
19

Listen and find the picture. Then listen and repeat.

a



b



20

Look and number. Then say.



Thank you.

Please sit down, Anna.

Thank you, Susie.

You're welcome.

THINK BIG How can you be polite in class?

^{1:33} **21** Listen, look and repeat.

1 a

2 t

3 p

4 n

^{1:34} **22** Listen and find. Then say.



pan



ant



nap



tap

^{1:35} **23** Listen and blend the sounds.

1 a-n

an

2 p-a-t

pat

3 p-a-n-t

pant

4 t-a-n

tan

5 a-t

at

^{1:36} **24** Underline a, t, p and n. Then listen and chant.

Pat the ant
Has got a tan.
Pat the ant
Takes a nap.



Review

1:38
25

Look and find the differences. Then listen and check.



Picture A



Picture B

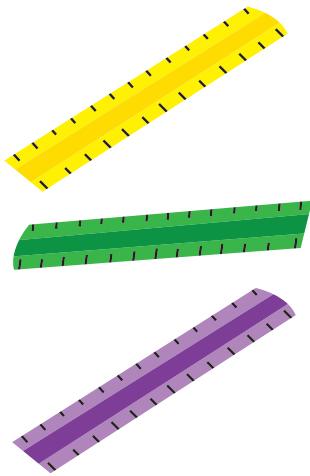
1:39
26

Listen and play a game.


1:40
27

Listen and circle.


1



2



3



28

Read and match.

1 What is it?
It's a desk.

2 What are they?
They're pencil sharpeners.

3 What is it?
It's a marker pen.

4 What are they?
They're crayons.

a



b



c



d



I Can



name classroom objects.



talk about the things I've got.



be polite.