

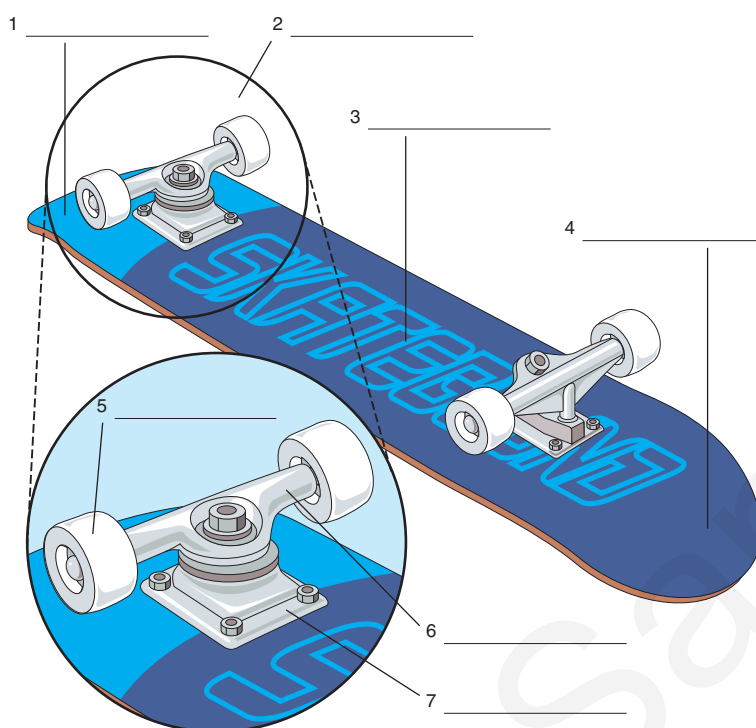
1 Naming

**START HERE »** 1 2.1 Listen and complete the table.

Skateboard record	Distance	Date (dd/mm/yy)
1 High jump	_____ metres	____/____/____
2 Long jump	_____ metres	____/____/____

**VOCABULARY »** 2 Work in pairs. Label the diagram with the words in the box.

axle deck nose plate tail truck wheel



**LISTENING »** 3 2.2 Listen and check your answers to 2.

4 2.3 Listen and complete the dialogue.

A: What's this \_\_\_\_\_?

B: It's \_\_\_\_\_ a deck.

A: What's \_\_\_\_\_ called in English?

B: It's called \_\_\_\_\_ truck.

**SPEAKING »** 5 Work in pairs. Ask and answer questions about all the parts on the diagram.

A: What's this called? (or What's this called in English?)

B: It's called a deck.

**LANGUAGE »**

What's this called? Use this when you don't know the English word.

What's this? Use this when you don't know what it is, even in your own language.

What	's is	this that			It	's is		a	deck.
			called	?			called	an	axle.
What	are	these those			They	're are		decks.	axles.

6 Complete the dialogues with the words in the box.

It's that these They're this those

1 A: What's \_\_\_\_\_ called in English?

B: \_\_\_\_\_ called a screw.

2 A: What's \_\_\_\_\_ called?

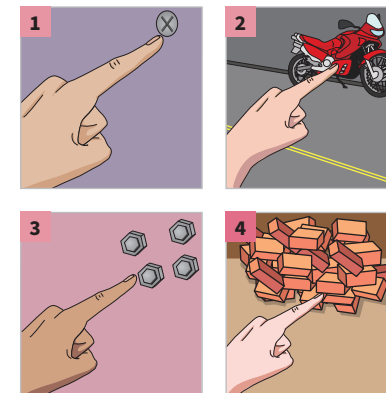
B: \_\_\_\_\_ called a motorbike.

3 A: What are \_\_\_\_\_ called in English?

B: \_\_\_\_\_ called bolts.

4 A: What are \_\_\_\_\_ called?

B: \_\_\_\_\_ called bricks.

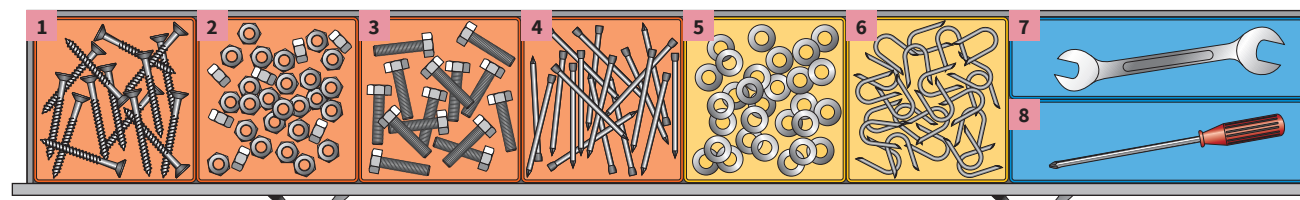


**VOCABULARY »**

7 2.4 Listen and repeat.

nails ... bolts ... nuts ... spanner ... washers ... staples ... screws ... screwdriver

8 Match the words from Exercise 7 with the pictures.



**SPEAKING »**

9 Work in pairs. Ask and answer questions about the tools and fixings.

A: What are these called?

B: They're called nails.




10 Point to things in the class or outside. Ask and answer questions.

What's this/that called? What are these/those called?

11 Work in small groups. What are these?


Clue: They're all vehicles on land, sea, in air and space.

A: What's this? Answers on page 113.




## 2 Assembling

- START HERE »** 1 Work in pairs. You want to assemble a skateboard. What do you need? Choose items from page 11, exercise 7.

 assemble (a skateboard) = fit the parts (of a skateboard) together

- LISTENING »** 2  2.5 Listen and complete the checklist.

 write: 1 mm; say: one millimetre or one mil  
write: 5 mm; say five millimetres or five mil  
(Stress the underlined syllable)  
size M5 = 5 mm

	Size	Quantity
spanner	_____ mm	1
nuts	_____ mm	_____
bolts	M _____	_____

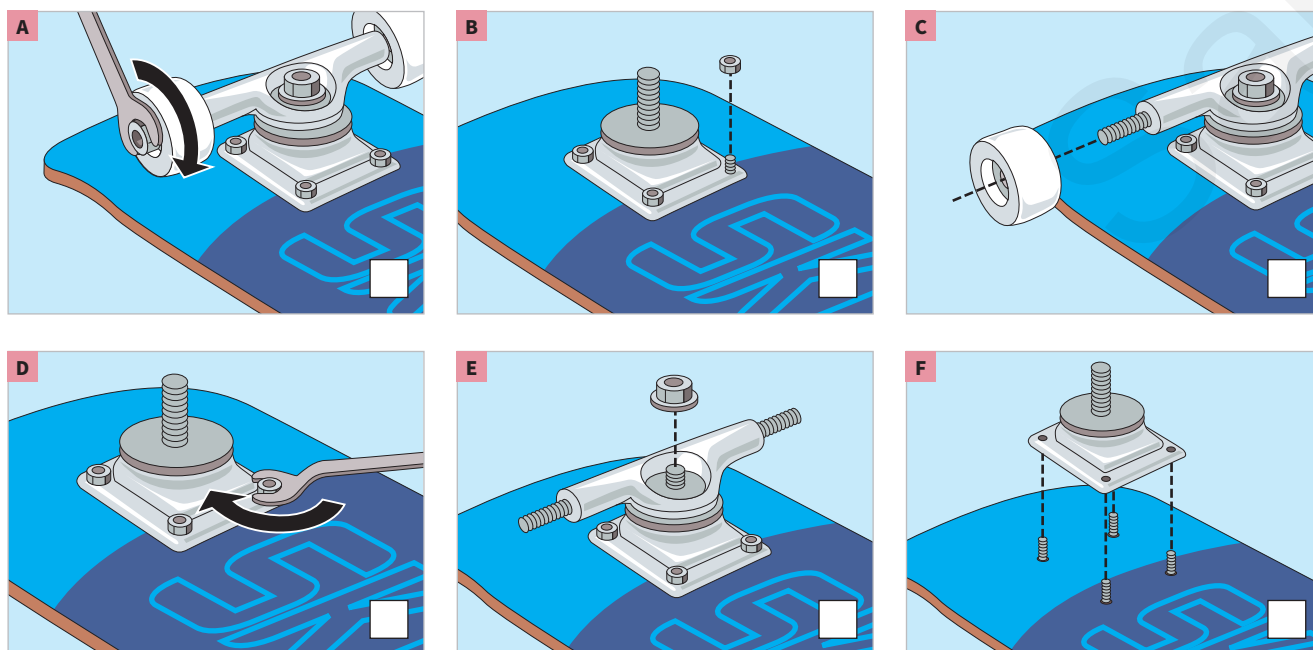


- SPEAKING »** 3 Work in pairs. Make dialogues with your partner.

- bolts / 10 mm / 50
- washers / M6 / 60
- screws / 24 mm / 100
- nuts / 36 mm / 75
- bolts / M16 / 60
- nails / 30 mil / 80

*Example:*  
Customer: I need some bolts, please.  
Shopkeeper: What size?  
Customer: 10 mm.  
Shopkeeper: How many?  
Customer: Fifty, please.

- TASK »** 4 How do you assemble a skateboard? Put these diagrams in order.



- READING »** 5 Read this instruction manual and check your answers to 4.

http://www.xxxxxxx.com

### How to assemble a skateboard

- Put the plate on the four bolts.
- Put the nuts on the bolts.
- Tighten the nuts.
- Put the axle on the large bolt.
- Put the large nut on the large bolt.
- Tighten the nut.
- Put the wheels on the axle.
- Put the nuts on the axle.
- Tighten the nuts.

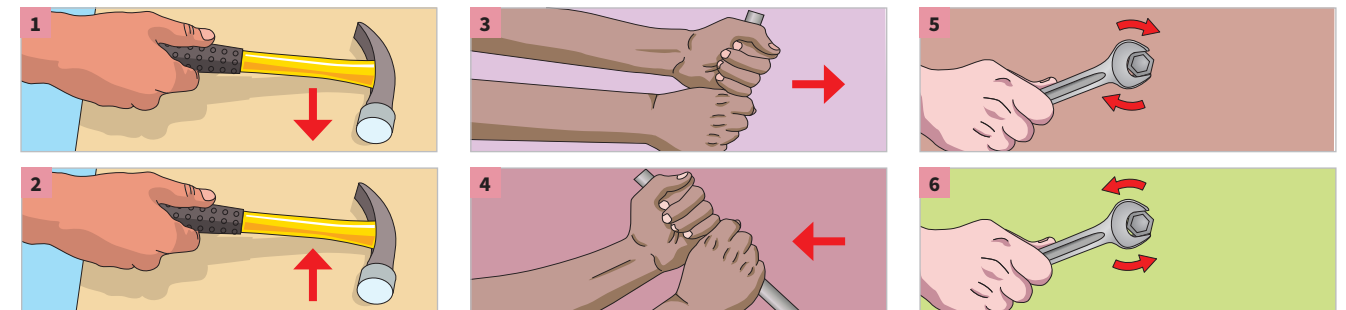
- LANGUAGE »** 6 Complete the table. Use the sentences from 5. Leave some spaces blank.

Verb (action)	Object (thing)	Location (place)
1 Put	the plate	on the four bolts.
2 Put		
3	the nuts.	
4 Put		
5 Put		
6		
7		
8		
9		

- VOCABULARY »** 7  2.6 Listen and repeat.

loosen ... pull ... push ... put ... take ... tighten

- 8 Complete the instructions. Use the words from exercise 7.



- \_\_\_\_\_ the hammer on the table.
- \_\_\_\_\_ the hammer off the table.
- \_\_\_\_\_ the lever.
- \_\_\_\_\_ the lever.
- \_\_\_\_\_ the nut.
- \_\_\_\_\_ the nut.

- 9 Complete the table.

Verb	Opposite
put (on)	(1) _____ (off)
tighten	(2) _____
push	(3) _____

### 3 Ordering

**LISTENING »** 1 2.7 Listen to this voicemail message and complete the notes.

**SKATE BOARDS 4 U**

Phone call from  
 Name: Ben Phone number: 00 44  
 Message: Customer needs some skateboard parts. Please call him back.

2 2.8 Listen and correct the mistakes in these names and numbers.

1	Abdel Monem Waheed 00 202 47832
2	José Fernandez Luis 00 34 912 838 990
3	Adel Al-Mansour 00 971 2 605 8843
4	Nikolay Kuznetsov 00 7 495 900 22 77

write: 55; say: five five or double 5  
 write: 0; say: zero or oh

**SPEAKING »** 3 Work in pairs. Choose words from this unit (e.g. *screwdriver*) and dictate them to your partner.

4 Work in pairs. Leave phone messages.

**Student A:** Turn to page 112.

**Student B:**

1 Leave phone messages for Student A. Use the business cards below. Spell out the name of the person and the company.

Example:

Hello. This is Johanna West. That's W-E-S-T. Manager of Kesko. That's K-E-S-K-O. My phone number is 00 44 1224 867 4490. Please call me back.

**STELLA MARITIMA**

Pepino Turi  
 Engineer  
 00 39 06 625 500

1

**NIKOMATIC**

Kazuo Suzuki  
 Technician  
 00 81 3 3388 5124

2

**Komet**

Stefania Gross  
 Designer  
 00 49 711 845 8833

3

2 Change roles. Listen to Student A and make notes like this:

Call from Johanna West, Manager  
 Company: Kesko  
 Phone number: 00 44 1224 867 4490  
 Please call him back.

**TASK »** 5 Work in pairs. Order goods on the phone.

**Student A:** Turn to page 112.


**Student B:**

1 You are a customer. You want to buy the items circled in red. Telephone Student A (the sales person) and order the items.




http://www.xxxxxxx.com

### Skateboard accessories for sale


**decks**





large  
medium  
small

Other colours  





**helmets**





large  
medium  
small

Other colours  



**pads**



large  
medium  
small

Other colours  



Item	Colour			Size			Quantity		
Helmet	red	white	blue	large	medium	small	1	2	3
Deck	red	yellow	blue	large	medium	small	1	2	3
Pad	black	brown	green	large	medium	small	2	4	6

Begin:

**A:** Hello. I need to buy some things for my skateboard.

**B:** OK. What do you need?

**A:** I need a helmet.

2 Change roles. You are the sales person. Ask Student A (the customer) what they want to buy.

3 When you have both finished, you can circle new items and phone up to order them.

**USEFUL PHRASES**

What size/How many/  
 What colour do you  
 need?

What's your name?  
 Please spell that.

What's your phone  
 number?

**SOCIAL ENGLISH »**

6 2.9 Listen and then introduce yourself and your partner to other students.

**A:** I'm Luis. I'm a student. And this is Paulo. He's a student, too.

**B:** Hello, Luis. Hello, Paulo. Nice to meet you.

