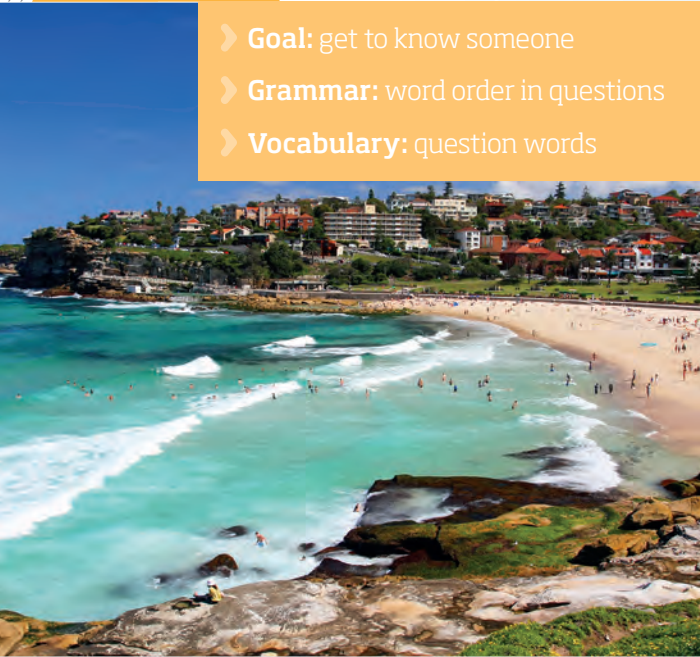


1A

Getting to know you

- › **Goal:** get to know someone
- › **Grammar:** word order in questions
- › **Vocabulary:** question words



Reading and vocabulary

- 1** Work in pairs and discuss the questions.
 - 1 Do you share information online? What sort of things do you share?
 - 2 How and why do you share this information?
- 2 a** You're going to read a social media post by Magda. Look at her photos. What topics do you think she writes about (e.g. holidays)?
- b** Read Magda's post and check your ideas. Then answer the questions.
 - 1 Which topics in the post are not in the photos?
 - 2 Where does Magda work?
 - 3 Is Abby a good friend?
 - 4 What do Magda's friends and family not know about her? Why?
- 3 a** Match the question words with the answers.

1 How	a tomorrow
2 How long	b a phone
3 How many	c I like Italian food
4 What	d two hours
5 What kind of	e five
6 When	f that one
7 Where	g by train
8 Which	h It's his
9 Who	i in Los Angeles
10 Whose	j because I'm tired
11 Why	k John



Magda Fisher

Yesterday at 21:33

Ten things about me

- 1** **Where do you like to relax?** At the beach. I love the sound of the sea.
- 2** **How do you travel to work or college/school?** I walk.
- 3** **How long does your journey to work take?** About 20 seconds – from my bedroom to my home office.
- 4** **What's your favourite drink?** Coffee. I have five or six cups a day. Shh, don't tell anyone!
- 5** **Whose name is first in your phone contacts?** Abby – she's my sister's best friend! **Do you know the person well?** Actually, I've only met her once!
- 6** **When are you happiest?** When I'm visiting somewhere new. **Why?** Because new places are exciting.
- 7** **What kind of music do you like?** 1970s rock music. Thanks, a lot, Dad!
- 8** **Which animals do you like?** Cats, especially my cat Bubble!
- 9** **How many pairs of shoes do you own?** I've got over 30, but I always wear the same pair of trainers. My family and friends think they're my only shoes – but that's only because I never wear the others!
- 10** **Who is your oldest friend?** Nina. We have so much fun together. **Are you a good friend to him or her?** I think so ... most of the time!



b Match Diego's answers a–j with questions 1–10 in Magda's post.

- a About five. Who needs more than that?
- b Someone I work with called Alex. I know him quite well.
- c By bike when it's sunny. By car when it's raining.
- d When I'm playing my guitar. I love music.
- e About 30 minutes.
- f At home, in my living room, with some music on.
- g Two people, actually – Sofia and David. We're great friends.
- h Anything with a guitar – rock, mostly.
- i Fresh juice, especially on a hot day.
- j I love horses!

c Work in pairs. Take turns to ask and answer six questions in Magda's post.

Go to your app for more practice.

Grammar

4 a Read the grammar box and choose the correct alternatives.

Word order in questions

Order questions in the present simple like this:

(Question word +) do + subject + infinitive

How do you travel to work or college/school?

How long ¹do/does the journey take?

²Does/Do you know the person well?

Order questions with *be* like this:

(Question word +) be + subject

What is your favourite drink?

Who ³are/is your oldest friend?

⁴Are/Do you a good friend to him or her?

b Check your answers in Magda's post in Exercise 2.

5 a **1.1 Listen to the questions. Does the speaker's voice go up or down at the end of each question?**

- 1 What kind of pizza do you like?
- 2 Who's your favourite singer?
- 3 Where do you live?
- 4 Why are you tired?
- 5 How long is this lesson?

b Listen again and repeat.

6 a Put the words in the correct order to make questions. Use capitals where necessary.

- 1 spend online / you / do / how many hours / each day / ?
- 2 who / you / online / talk to / do / ?
- 3 look at / whose photos / you / do / online / ?
- 4 like / what kind of / do / websites / you / ?
- 5 you / this area / from / are / ?
- 6 your normal working day / how long / is / ?

b Make questions using the prompts. Choose an appropriate question word or expression.

- 1 your birthday? *When's your birthday?*
- 2 your favourite TV show at the moment?
- 3 films / like?
- 4 languages / you / speak?
- 5 you / go / at weekends?
- 6 this lesson / finish?

c Work in pairs. Take turns to ask and answer three questions in Exercise 6a and three questions in Exercise 6b.

Go to page 116 or your app for more information and practice.

Speaking

PREPARE

7 a **1.2 You're going to get to know your classmates better. First, listen to Becky and Josh and answer the questions.**

- 1 How many films does Josh talk about?
- 2 Why is Becky surprised?

b Listen again. What questions does Becky ask?

8 Think of some topics that you're interested in and write some questions to ask your classmates.

Do you like sport?

Are you a student?

SPEAK

9 a Work in groups. Take turns to ask your questions to each other. Ask some follow-up questions and use the Useful phrases to help you respond.

A: *Do you like sport?*

B: *Yes, I really like football and tennis.*

C: *Really? Me too! Do you play football?*

Useful phrases

That's interesting/nice.

Really?

Me too!

Great!

b Tell the class one or two interesting things about the people in your group.

Develop
your
listening

page 86

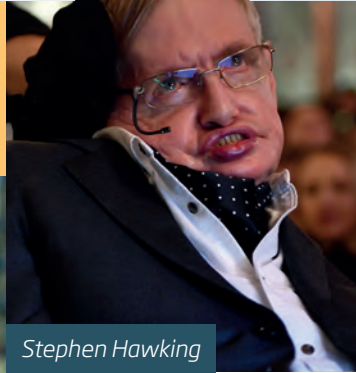
1B

Successful people

- **Goal:** describe habits and routines
- **Grammar:** Adverbs of frequency
- **Vocabulary:** success



Roger Federer



Stephen Hawking



Natalia Osipova



Alicia Keys

Listening and vocabulary

1 Look at the photos and discuss the questions.

- 1 What do you know about these people?
- 2 Why do you think they are/were successful?
- 3 What habits do you think successful people have?
I think they get up early and work late.

2 a 1.7 Listen to a podcast about successful people. Does it include any of your ideas?


b Listen again. Number the tips in the order you hear them. Do you agree with them?

- take care of yourself
- take time off
- plan your time well
- start again
- try new things
- ask a lot of questions
- have clear goals **1**
- listen carefully

3 a Complete the questions with an expression in Exercise 2b.

- 1 Do you plan your time well, or do lots of things at the same time?
- 2 Do you like to _____, or repeat the same experiences?
- 3 When things go wrong, do you _____?
- 4 Do you _____ to what other people tell you?
- 5 Do you _____ when you want to know something?
- 6 Do you _____? Do you know what you want in life?
- 7 Do you think it's more important to work all the time, or _____ and enjoy yourself?
- 8 Do you _____? Do you eat well and do exercise?

b Work in pairs. Take turns to ask and answer the questions. Do you have similar habits?

 Go to your app for more practice.

Grammar

4 a Listen to the podcast again and choose the correct alternatives.

Successful people ...

- 1 *always/never* know what they want in life.
- 2 *are sometimes/rarely* bored.
- 3 *are often/always* good listeners.
- 4 *don't often/don't usually* do lots of things at the same time.
- 5 *sometimes/rarely* check their messages only once a day.
- 6 *usually/hardly ever* have busy and stressful lives.
- 7 *hardly ever/always* work at weekends.
- 8 *sometimes/never* stop trying.

b Number the adverbs of frequency in the box from 1 (most frequent) to 6 (least frequent). Use Exercise 4a to help you.

always **1** hardly ever/rarely never often
sometimes usually



Meryl Streep

- 5 a** Read the grammar box and choose the correct alternatives.

Adverbs of frequency

Use adverbs of frequency to talk about ¹how often/when you do something.

Adverbs of frequency usually come ²before/after the verb *be*.

Successful people **are often** good listeners.

They usually come ³before/after other verbs.

... they **always** look for new and exciting experiences.

You can use *always*, *usually* and *often* with verbs in the negative. They come ⁴before/after the negative verb.

Successful people **don't often** do lots of things at the same time.

There are other expressions of frequency that you can use, e.g. *every day*, *once a week*, *all the time*. These usually come ⁵at the end/in the middle of a sentence.

They sometimes check their messages **only once a day**.

- b** **1.8** Listen to the sentences. What do you notice about the two letters in bold?

- 1 He doesn't **t** often try new things.
- 2 He sometimes asks **a** lot **o**f questions.
- 3 I'm **o**ften bored at weekends.
- 4 She goes to the cinema **o**nce **a** week.
- 5 You **h**ardly **e**ver ask questions.

- c** Listen again and repeat.

- 6 a** Complete the sentences with the adverbs in brackets.

- 1 Ben does one activity at a time. (always)
Ben always does one activity at a time.
- 2 Ana tries a new activity. (once a month)
- 3 I'm successful in exams. (hardly ever)
- 4 We don't have a clear goal. (often)
- 5 I take time off in June. (sometimes)
- 6 Jon works hard. (all the time)
- 7 They're not busy in the morning. (usually)
- 8 I check my work emails at weekends. (rarely)

- b** Work in pairs. Take turns to ask and answer questions with *How often* and a phrase in the box.

be late be really busy eat pizza get angry
go for a swim go to the cinema
send something by post sing in the shower

A: *How often are you late?*

B: *I'm hardly ever late. I always leave early for everything. How often do you go to the cinema?*


Go to page 116 or your app for more information and practice.

Speaking

PREPARE

- 7 a** **1.9** You're going to tell other students about a successful person. First, listen to Alex talking about a successful person he knows. Answer the questions.

- 1 Who is the person?
- 2 How old is she?
- 3 Why does Alex think she is successful?



- b** Listen again. How often does the person do these things?

- 1 get up early
- 2 go for a long walk
- 3 use public transport
- 4 look after her great-grandchildren

- c** Make notes about a successful person. It can be someone you know (e.g. a friend) or someone you don't know (e.g. someone famous). Think about:

- who the person is
- what they do
- why you think they are successful

SPEAK

- 8** Work in groups. Take turns to tell each other about your successful person. Ask people questions to get more information and use the Useful phrases to help you.

A: *My friend Dani often wins short film competitions.*

B: *That's great! What else does she do?*

Useful phrases

He/She sounds amazing/brilliant/fantastic!

Tell me/us more.

That's great!

What else does he/she do?

Develop
your
writing
page 87

1c

A new lifestyle



- › Goal: describe everyday activities
- › Grammar: present simple and present continuous
- › Vocabulary: everyday activities



2 a Read Marek's post again and answer the questions.

- 1 How often do Marek and Kim go into town?
- 2 Where is Kim at the moment?
- 3 What time do they get up?
- 4 What do they do in the evenings?
- 5 What time do they go to bed?

b Work in pairs and discuss the questions.

- 1 Would you like to try this lifestyle?
- 2 Where would be a good place to do this in your country?
- 3 What do you think are the positive and negative things about this lifestyle?

Reading

1 a Marek and Kim are trying a new lifestyle. Look at the photos. What kind of things do you think they do?

b Read Marek's blog post and check your ideas.

Hi everyone! Kim and I are trying a new lifestyle. We usually live in the city, but this month we're living in a forest without electricity, internet, phones and things like that.

So, how am I writing this blog?

Well, we come into town once a week to use the internet and buy some things we need. The town is about 10 km away and we always walk here – it's great exercise! I'm using the computer in the library at the moment, to check my email and to write to you. Kim's looking for some blankets in a shop because it's really cold at night!

We're living in a really simple house which has a nice vegetable garden. Life is good, but it's hard work. We get up at 5.30 a.m. every day. We have a simple breakfast then work for most of the day. We pick vegetables in the garden and we collect wood in the forest. We finish work at about 6 p.m. In the evenings, we play cards, read or just sit in the garden ... when the weather's nice. We go to bed early, too, usually around 9 p.m. We're not missing TV at all! Anyway, we're really enjoying it so far!



Grammar

3 a Read the grammar box and choose the correct alternatives.

Present simple and present continuous

Use the present ¹simple/continuous to talk about facts, things which are generally true or something that happens regularly.

*The town **is** about 10 km away.*

*We usually **live** in the big city.*

*We **get up** at 5.30 a.m. every day.*

Use the present ²simple/continuous to describe something happening now.

*I'm **using** the computer in the library.*


You can also use the present continuous to describe a ³permanent/temporary situation happening around now.

*Kim and I **are trying** a new lifestyle.*

It is common to use time expressions like *at the moment*, *right now* and *these days* with the present continuous.

*I'm **using** the computer in the library **at the moment**.*

b Find and underline three more examples of the present simple and three of the present continuous in Marek's post in Exercise 1.

4 a  **1.10** We usually contract *be* in the present continuous. Listen and choose the alternative you hear.

- 1 *We are/We're* having a great time.
- 2 *She is/She's* eating a sandwich.
- 3 *I am/I'm* working in the garden.
- 4 *They are/They're* working outside.

b  **1.11** Listen to the sentences with contractions and repeat.

5 Complete Marek's latest post with the correct forms of the verbs in brackets.

Hi all! Sorry for not writing. Town is very far and we ¹ _____ (not have) time to walk here every week. Anyway, only one week left! I ² _____ (sit) in the library, again. Things are the same here. Every day, we ³ _____ (work) very hard from morning until night and we ⁴ _____ (feel) tired all the time. To be honest, we ⁵ _____ (want) to go home because we ⁶ _____ (be) quite bored of this lifestyle. I ⁷ _____ (think) about our TV and comfortable sofa right now!

6 a Complete the sentences so they are true for you.

- 1 I'm ... at the moment.
- 2 I ... every day.
- 3 My family always ...
- 4 I'm ... these days.
- 5 I'm not ... right now.

b Work in pairs. Share your ideas and ask questions to find out more information.

A: *I'm learning Chinese at the moment.*

B: *Really? Is it difficult?*

 Go to page 116 or your app for more information and practice.

Vocabulary

7 a Complete phrases 1–8 with the words in the box. Use Marek's posts in Exercises 1 and 5 to help you.

check get have play spend start/finish
take watch

- 1 take a break/a picture
- 2 _____ cards/video games
- 3 _____ TV/a film
- 4 _____ a shower/lunch
- 5 _____ work/school
- 6 _____ up/dressed
- 7 _____ your email/social media
- 8 _____ time with friends/family

b Add the words in the box to phrases 1–8.

a good time a language course a show a taxi
home money the answers the piano


1 *take a break/a picture/a taxi*

c Work in pairs. Student A: say a verb from the box in Exercise 7a. Student B: say a noun in Exercise 7a or 7b that goes with it.

 Go to page 136 or your app for more vocabulary and practice.

Speaking

PREPARE

8 a  **1.12** You're going to describe a change in lifestyle. First, listen to a conversation between Paul and Stephanie. Which change of lifestyle below is Stephanie trying?

- trying a new diet
- living in a different place/country
- living with little money
- living without technology
- working at night



b Listen again and answer the questions.

- 1 What is Stephanie doing when Paul phones her?
- 2 What different things does she do these days? Does she miss anything?
- 3 How does she feel about it?

9 Imagine you're making a change to your lifestyle. Choose one of the topics in Exercise 8a or use one of your own ideas. Answer the questions below and make notes.

- What change are you making? How is it different to your usual lifestyle?
- How do you feel about it? Do you miss anything?

SPEAK

10 Work in pairs. Take turns to describe your change in lifestyle. Use your notes in Exercise 9 and the Useful phrases to help you.

Useful phrases

How's it going?
Guess what I'm doing (at the moment)?
Wow, that sounds (amazing/brilliant/great).
I'm trying (a new sport).
I miss (chocolate).

Develop
your
reading
page 88

1D

English in action

▶ Goal: ask for and check information



1 Look at the pictures and answer the questions.

- 1 What's happening in each picture?
- 2 What kind of help does each person need?
- 3 Have you ever been in any of these situations?

2 a 1.13 Listen to three conversations. Match them to three of pictures A–D.

b Listen again and answer the questions.

- 1 Where does the man in Conversation 1 want to go?
- 2 Which bus does the girl in Conversation 2 need to take?
- 3 Which exercise does the girl in Conversation 3 need do?

3 a 1.14 Listen and tick (✓) the phrases you hear.

Useful phrases

Asking for information

What do I need to do?
Can you help me?

Giving information

It's this one here.
You need to (buy a ticket).

Checking someone understands

Did you get that?
Is that clear?

Checking details

Which (one) is it?
Can you repeat that, please?

b Listen again and repeat.

4 Complete the conversations. Use the Useful phrases to help you.

- 1 A:** Excuse me, I'm looking for somewhere that sells paper. Can you help me?
B: Sure. You _____ to go to *Clips* on the High Street.
- 2 A:** Is _____ clear?
B: No, sorry, can you _____ that, please?
A: Sure. Take the 9.52 train.
- 3 A:** Sorry, I missed that. What _____ I need to do?
B: Read the paragraph, then answer the questions.
A: Which paragraph is it?
B: _____ this one here.

Speaking

PREPARE

5 Work in pairs. Practise the conversation below.

- A:** Hi. Can you help me? I'm not sure how to get to the transport museum.
B: You need to take the 59 bus to Springfield Park, then change to the 342. Is that clear?
A: I think so. I need to take the number 59, then the 342.
B: Yes, that's right.
A: Thanks again.

SPEAK

6 Student A go to page 151 and Student B go to page 153.



Go online for the Roadmap video.

Check and reflect

1 Complete each question with one word.

- do
- 1 What time ^{do} you get up in the morning?
 - 2 What your favourite food?
 - 3 Whose pen this?
 - 4 Long is the lesson?
 - 5 Which film do want to watch?
 - 6 How brothers and sisters have you got?

2 a Look at the topics below. Write a question for each one to ask another student. Use a different question word each time.

- music/films/TV
- birthday
- family/friends
- work/studies
- free time
- food/drink

b Work in pairs and ask each other the questions you wrote. Ask some follow-up questions.

3 a Choose the correct alternatives.

- 1 *What/Who's* your favourite actor?
- 2 *How long/How many* does it take you to get ready in the morning?
- 3 *Whose/Who's* birthday do you always remember?
- 4 *How long/How many* hours of TV do you watch every day?
- 5 *How/What* do you like to relax in the evening?

b Work in pairs. Ask and answer the questions.

4 a Complete the sentences with one of the adverbs in the box so that they are true for you. You can use them more than once.

always hardly ever never often rarely
sometimes usually

- 1 I get up early at the weekend.
- 2 I listen carefully to other people.
- 3 I arrive late to class.
- 4 I plan my time well.
- 5 My teacher gives me homework.
- 6 I'm happy when I wake up in the morning.
- 7 I work/study at the weekend.
- 8 My friends are busy at the weekend.

b Work in groups. Compare your sentences. Are any of them similar?

5 a Match verbs 1–8 with endings a–h.

- | | |
|----------|----------------------|
| 1 have | a care of yourself |
| 2 take | b your time well |
| 3 take | c new things |
| 4 listen | d clear goals |
| 5 start | e again |
| 6 ask | f a lot of questions |
| 7 try | g carefully |
| 8 plan | h time off |

b Choose five of the phrases and write sentences about you for each one.

6 Choose the correct alternatives.

A: Hi Janice, what ¹*do you do/are you doing* at the moment?

B: Nothing really, I ²*just watch/'m just watching* TV.

A: Can I ask you a favour? I ³*have/'m having* my dance class tonight but my babysitter just cancelled. Can you help?

B: Sure! I ⁴*don't do/'m not doing* anything important right now.

A: That's great! Kieran ⁵*does/is doing* his homework at the moment, but then he ⁶*usually plays/'s usually playing* video games for an hour before bed. I should be back by then. Thanks a lot!

B: No problem!

7 a Complete the questions with the correct form of the words in brackets.

- 1 What time _____ (you / usually go) to bed?
- 2 What _____ (you / study) in English class this week?
- 3 What _____ (you / do) right now?
- 4 How often _____ (you / listen) to podcasts?
- 5 What _____ (you / wear) today?

b Work in pairs. Ask and answer the questions.

8 a Complete the everyday activities with a verb.

- 1 I always _____ my email first thing in the morning.
- 2 I _____ work/school at 9 a.m.
- 3 I _____ time with my friends every weekend.
- 4 I never _____ up early at the weekend.
- 5 I _____ video games in my free time.
- 6 I don't always _____ breakfast.
- 7 I try to _____ a break every hour when I'm studying.
- 8 I _____ TV every evening.

b Which of the sentences are true for you? Change the others so they are true.

c Work in pairs. Compare your sentences. Ask some follow-up questions to find out more information.

Reflect

How confident do you feel about the statements below? Write 1–5 (1 = not very confident, 5 = very confident).

- I can get to know someone.
- I can describe habits and routines.
- I can describe typical everyday activities.
- I can ask for and check information.

Want more practice?

Go to your Workbook or app.

1A

Develop your listening

- **Goal:** understand a short talk
- **Focus:** understanding the main idea



1 a Which greetings below can you see in photos A–D.

- bow your head
- hug someone
- kiss someone on the cheek
- put your hands together
- shake hands
- show your tongue
- press your noses together
- touch someone's hand or arm
- put your hand on your chest

b Do you know which countries the different greetings are from? If not, can you guess?

c **1.3** Listen to the introduction of a radio programme. Which greetings in Exercise 1a does the radio presenter talk about?

2 Read the Focus box. How can you identify key words?

Understanding the main idea

It isn't always necessary to understand every word when you listen – you can use key words (e.g. verbs, adverbs, nouns, adjectives) to understand the main idea.

It's easier to hear key words when listening because they are usually stressed.

People around the world greet each other differently.

3 a Read what the radio presenter says about greetings and underline the key words.

How we greet someone for the first time is important because we want people to like us.

b **1.4** Listen and check.

4 **1.5** Listen to the next part of the radio programme and choose the correct alternatives.

- 1 Men and women in the US usually *kiss/shake hands* when they meet new people.
- 2 Men and women in the US sometimes *bow/hug*.
- 3 Men in Brazil usually *kiss/shake hands*.
- 4 People in Brazil *sometimes/always* kiss three times.
- 5 Men and women in Qatar *put their right hand on their chest/shake hands* when they meet.
- 6 Men in Qatar sometimes *put their hands together/press their noses together*.

5 **1.6** Listen to the last part of the radio programme and complete notes 1–7 with one key word from the box.

bow chest hands head high low tongue

South Korea

- 1 Friends: Bow their _____
- 2 Business people: _____ with top half of their body
- 3 Younger people: Bow _____

Thailand

- 4 Traditional greeting: People put their _____ together and bow their head
- 5 Friends: Hands are low in front of their _____
- 6 Older/important people: Hands are _____, fingers near top of their head

Tibet

- 7 Traditional greeting: People put their hands together and show their _____

6 **Work in pairs and discuss the questions.**

- 1 Which greeting in the radio show do you think is the most interesting? Why?
- 2 Can you think of any other greetings?
- 3 How do you usually greet the people below?
 - family
 - friends
 - people you don't know
 - people you work/study with

1B

Develop your writing

- **Goal:** complete a questionnaire
- **Focus:** explaining reasons and results

1 a Work in pairs and discuss the questions.

- 1 What are the best ways to learn English?
- 2 What do you use English for?

b Read the questionnaire and match questions 1–6 with gaps A–F.

- 1 Do you prefer working alone or in pairs/groups?
- 2 What do you find difficult about learning English?
- 3 What do you like using to learn English (e.g. books, video, the internet, etc.)?
- 4 What do you do outside class to practise English?
- 5 What do you need English for?
- 6 What do you like doing in class (e.g. listening, speaking, pronunciation, etc.)?

Learning English Questionnaire

Name: *Miguel García*

Teacher: *Diana Norman*

A _____

I need to pass an exam at university. That's why I'm studying English. I think my reading and writing skills are OK, but I really need to improve my speaking for the exam.

B _____

I like having conversations in class because I can't practise speaking English at home. But I also like reading interesting articles, because I can learn new things.

C _____

I like watching videos and I use my phone all the time to look up new words.

D _____

I like working with other students so I can practise speaking, but I don't mind working on my own.

E _____

Pronunciation is the hardest thing for me because of all the different sounds in English.

F _____

When I'm at home I like watching TV programmes in English. I prefer watching them in the original language because I learn a lot of new vocabulary this way.

2 Read the questionnaire again. Decide if the sentences are true (T) or false (F).

- 1 Miguel has finished university.
- 2 He doesn't often speak English outside class.
- 3 He likes working in pairs or groups.
- 4 He finds it difficult to pronounce words correctly.
- 5 He learns English while doing something he enjoys at home.

3 Read the Focus box. Then underline the phrases Miguel uses to give examples in the questionnaire.

Explaining reasons and results

Use *because (of)* and *so that* to give reasons.

*I was late for class **because** I missed the bus.*

*I couldn't sleep **because of** the noisy traffic.*

*I'm saving money **so that** I can go to University.*

Use *that's why* to explain a result.

*I missed the bus. **That's why** I was late for class.*

*I want to learn new vocabulary - **that's why** I watch TV in English.*

4 Match the sentence halves.

- 1 I like using social media because
- 2 I would like to move to the UK. That's why
- 3 I try to learn ten new words every day, so that
- 4 I find reading the most difficult skill, because of
- a I can quickly improve my vocabulary.
- b I can chat with people in English from all over the world.
- c all the new words.
- d I'm interested in British English.

5 Choose the correct alternatives.

- 1 I like listening to songs in English *so that/that's why* I can learn fun words.
- 2 I need to practise writing emails *because/so that* it's important for my work.
- 3 I like working in groups *because/because of* the people I meet.
- 4 I find listening difficult. *Because/That's why* I need to practise it more in class.
- 5 I would like to have more homework *because of/so that* I can practise at home.

Prepare

6 You're going to answer the questions in Exercise 1b. First, make notes about each one.

Write

7 Write your answers to the questions. Use the Focus box and the Useful phrases to help you.

Useful phrases

I need English for (my job/an exam/my studies).

I really enjoy (speaking in class).

I don't mind (doing exercises for homework), but I prefer (doing online research).

It's difficult to (pronounce some words).

1C

Develop your reading

- **Goal:** understand a short article
- **Focus:** reading for specific information

- 1** Read the title and introduction to the news article. How has Morris recorded his life?

A LIFE IN PHOTOS



Over the past few years, Morris Villarroel from Madrid has recorded everything in his life using a special camera and making lots of notes.

It started in 2010, when he decided to record what happened to him by writing things down in a notebook. He enjoyed it so much that, in 2014, he started taking photos every 30 seconds. He uses a small camera that he carries on his body and it takes about 1,200 photos every day. Most of them aren't very interesting – for example, a picture of his breakfast or his hands when he's driving, but he doesn't delete any of them.

As well as the photos, he has 245 notebooks with his thoughts and ideas inside. He reads his notes regularly to check them.

This sounds strange to a lot of people. Even Morris says that he hasn't seen all of his photos, but he feels it's important to keep a record of his life so that he can look at it when he's older and see what it was like – just like a personal diary. He also wants to create a collection of thoughts and activities to give to his son, who was born at 4.36 p.m. on 4th November, 2014. While most fathers have a few photos of mother and child, Morris recorded the whole day and then every day of his life so far. He hopes that when his son is older he can look back and see what his mother looked like on the day he was born, as well as every day after that.

- 2** Read the Focus box. What are some examples of specific information?

Reading for specific information

When reading, you often only need to understand specific pieces of information.

Before reading, think about the type of information you need. If you want to know a date, look for a number. If you're looking for a name, then capital letters will help you find it.

Elvis Presley was born in Tupelo, Mississippi, on 8th January 1935.

It also helps to think about where in the text the information will be – at the beginning, in the middle or at the end.

- 3 a** Read the text and answer the questions.

- 1 How many photos does Morris take every day?
- 2 When did he start recording things?
- 3 What time was his son born?
- 4 What's Morris's surname?
- 5 How often does he take photos?

- b** What do you think of Morris's project? Would you like to do something like this?

- 4 a** Read the title and introduction to the text below. Are you interested in this kind of film?

LIFE IN A DAY

In 2010, film-maker Kevin Macdonald asked people from all over the world to spend a day filming their lives. He then edited their videos into a film called *Life in a Day*.

In total, he asked 80,000 people from 192 countries. To make sure he had videos from lots of different countries, Kevin sent out 400 cameras to people in poorer places. They all made their films on 24th July 2010.

He asked people to answer three questions during their films: *What do you love?* *What do you fear?* and *What's in your pocket?* Kevin directed the film, and he worked closely with Ridley Scott as producer. In the end, they made a film that's 94 minutes and 53 seconds long – from 4,500 hours of original videos! It was a lot of work.

The film starts with people waking up in the morning, and continues through the day, until night. It shows people with very different lifestyles from all over the world. It was first shown at the Sundance Film Festival in 2011 and, later that year, YouTube made it free to watch on their website.

- b** Find the following information in the text.

- 1 The name of the producer.
- 2 The day people made their films.
- 3 The number of people that were asked to make films.
- 4 Where you can watch the film for free.
- 5 The length of the film.

- 5** Work in pairs. Talk about a typical day in your life.