

4

Puppet show!


How can I do a puppet show?

1



Look at the photo. What can you see?





2 

Stick the body parts on the picture.

3 

Listen and point. Then sing along and dance.

SONG TIME 

Clap your hands and turn around!

Put your **hands** up!
Put your hands down.
Clap your hands
And turn around!



Put your **leg** up!
Put your leg down!
Clap your hands
And turn around.



Put your **head** up!
Put your head down!
Clap your hands
And turn around.



clap! 

turn! 




My body

VOCABULARY

I will learn body words.

1  Listen, point, and repeat.



2   Look at 1. Listen and say.

3  Listen and number.


This is my face.




58

fifty-eight

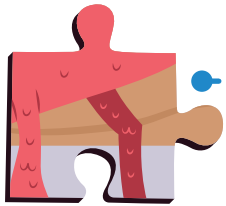
4  Look and match. Then circle.



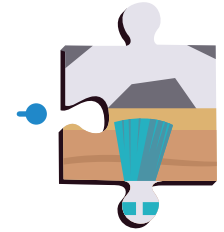
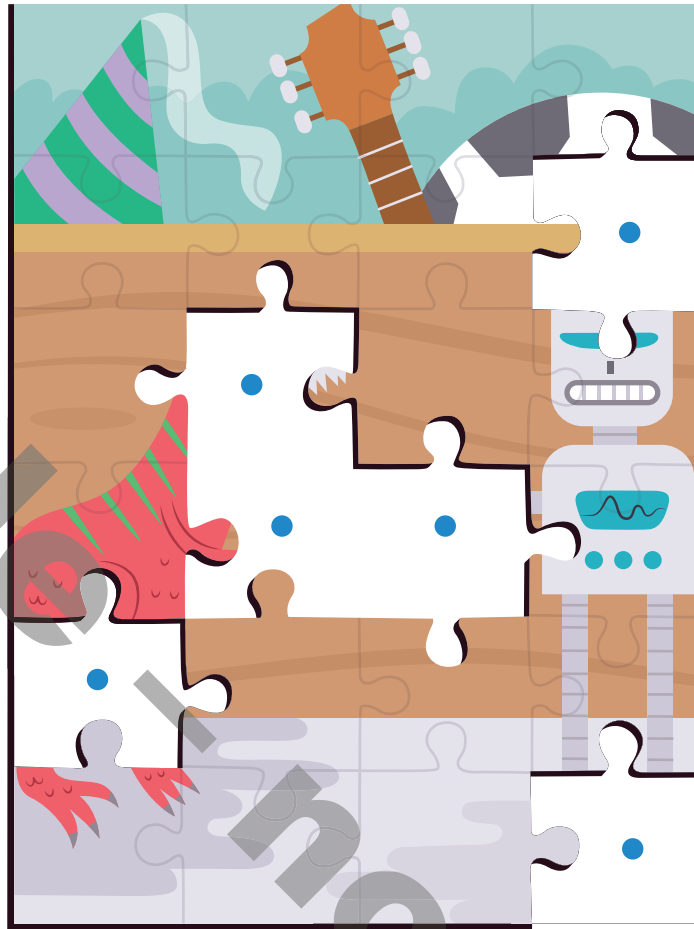
1 head / feet



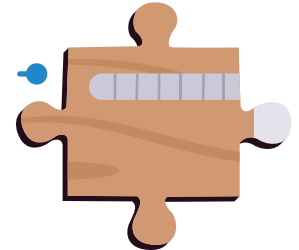
3 eyes / hands



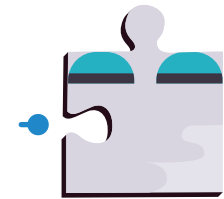
5 ears / legs



2 hair / mouth



4 arms / nose




6 feet / hands

5  Listen and play *Teddy says*.

CODE CRACKER 

Teddy says ... touch your ear!



6  Make your own picture dictionary. Draw and label yourself.

my face

my arms



Language lab 1

GRAMMAR 1: I / YOU HAVE AND HE / SHE HAS

I will describe people, using I have / She has.

1 Watch and write **big** or **small**.



She has a _____ nose.



He has a _____ nose.

I have big eyes.
You have short hair.
He has two ears.
She has long hair.

2 Listen and circle. Then color.

1 I / He have red hair.




2 She / You have blue hair.



3 She / I has purple hair.

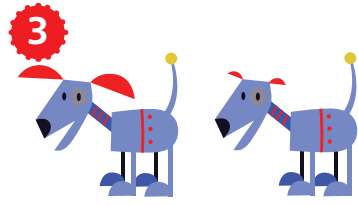



4 He / You has green hair.



3  Spot the difference and say.

She has blue eyes.



4  Write **has** or **have**. Then write a number and draw.

**MATH
ZONE**

1




He _____ eyes.

2




I _____ arms.

3





She _____ ears.

4




You _____ legs.

5   Look at 4. Play *Guess the monster* with your partner.

He has two heads.

It's number one!

6  Circle and complete. Then describe yourself to your partner.

I _____ one / two head, two _____, two / four hands, two / three legs and two _____. I has / have _____ eyes and _____ hair.

sixty-one

61

Story lab

READING

I will read a story about a monster.

1 Listen and read the story.


It's a monster!



Values Include others.

2 How does Sofia feel? Draw 😊 or ☹️.






And it's your cousin Sofia and her teddy bear!

What a big teddy bear!

3 Match and write the number. Then say.



legs

arms

eye

nose

4 Look at 3. Choose a toy and describe it to your partner.

5 Act out the story in groups.

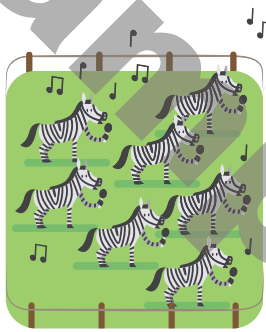
The monster has one big eye and four arms.

Phonics lab


Z AND S

I will learn the z and s sounds.

1 Listen and chant.



There are zebras in the zoo, z, z, zoo.
How many zebras? z, z, zebras.
Six or seven, s, s, seven.
They sing in the sun, s, s, sun.
Sing a song, too!



2 Make the letters z and s in sand.

3 Continue the sequence. Say the sounds.

CODE CRACKER

1 s z s z s

2 s s z s s

3 z z s z z

4 Listen and write s or z.

1 _____ un

2 _____ ebra

3 _____ oo

4 _____ even

Experiment lab

SCIENCE: THE FIVE SENSES

I will learn about the five senses.

 Watch a video about senses.

1  Listen, read, and number the photo.



- 1** I **smell** with my nose.
- 2** I **taste** with my mouth.
- 3** I **hear** with my ears.
- 4** I **see** with my eyes.
- 5** I **touch** with my hands.

2 Match and write the body part.



- a touch _____
b see _____
c smell _____

3  Listen and say what you hear.

EXPERIMENT TIME

Can I guess the taste?



- 1** Close your eyes.
- 2** Taste some food.
- 3** Guess what it is.
- 4** Check your answers.




Language lab 2

GRAMMAR 2: I'M / YOU'RE / HE'S / SHE'S

I will describe height, using
I'm / You're / He's / She's.

1 Listen and number.



I'm tall.


You're short.

He's short.

She's tall.

I am = I'm
You are = You're
He is = He's
She is = She's

2 Circle the odd one out and say.



3 Look and write.

1 _____ short. _____ tall.



2 _____ short. _____ tall.



3 _____ tall.



4 _____ short.

4 Play Ten second challenge!
Find someone similar to you.

I'm short.

Me too!

What a big teddy bear!

COMMUNICATION

I will talk about surprising things.

1   Watch and circle.



1 What a big **mouth** / **nose**!




2 What a red **mouth** / **nose**!

2  Listen and number.



3  Have a scavenger hunt.
Find something ...

4  Look at 2. Talk about the picture with a partner.



What a small train!



sixty-seven

67

PROJECT AND REVIEW



Create a puppet show

Step 1

Research

What does my puppet look like?

- Find out about different types of puppets and choose one.
- What body parts does your puppet have? How many?
- Is your puppet big or small?



My Puppet

- | | |
|----------|----------------|
| eyes ✓ 3 | mouth ✓ 1, big |
| legs ✓ 6 | nose ✓ 1, big |
| arms ✓ 4 | hands ✗ |

Step 2





Plan

Which materials can I use?

- Decide which materials to use.
- Decide what art items you need.
- Choose a name for your puppet.
- Draw and label a plan of your puppet.

My Puppet

Name: Big Bug
plastic eyes
paper legs
wood stick



Step 3

Create

How can I make my puppet?

- Look at your plan.
- Make your puppet.
- Write a role-play with your partner.

Big Bug: Hello, I'm Big Bug.

Small Nose: Hello, I'm ...



Find out about famous puppets. Ask your family.



Step 4

Show and tell

Put on a puppet show with your partner.

Hello, I'm Small Nose.

Hello, I'm Big Bunny. Nice to meet you!



Now I can ...

... use body words.

... describe people, using I have / She has.

... describe height, using I'm / You're / He's / She's.










... talk about surprising things.

2 Checkpoint

UNITS 3 AND 4

1 Listen and write the coordinates.

1 2 3

	A	B	C
1			
2			
3			

2 Read and find Ana's family. Write the coordinates, then circle.

1 She's short.

She has gray hair.

She has brown eyes.

She has small ears.

This is my mom /
grandma .

2 He's short.

He has brown hair.

He has blue eyes.

He has big feet.

This is my brother /
uncle .

3 Read the coordinates and find Pedro's family. Then write.

1 B2

She's _____ .

She has brown _____ .

_____ has blue eyes.

She _____ small hands.

This is my _____ .

2 C1

_____ tall

He _____ black hair.

He has blue _____ .

_____ has a big nose.

_____ is my dad.

4 Look at Ana and Pablo's family. Ask and answer with a partner.

Who's this?

This is her grandma. She's short. She has gray hair.



Let's celebrate

CULTURE



New Year Festivals

1 Look at the pictures.
What colors can you see?

2  Listen and read.



dragon

This is a Chinese dragon. It has a big head and a big mouth!



dinner

lantern

Chinese New Year

I live with my mom, grandpa, and grandma. At New Year, we decorate the house with red lanterns. We eat a special dinner with my aunts, uncles, and cousins. Then we watch fireworks.



Fun Fact!

Chinese New Year lasts 15 days.

New Year in Ecuador

I make big puppets with my brother. This is our puppet. It's tall! There are fireworks in the puppet.

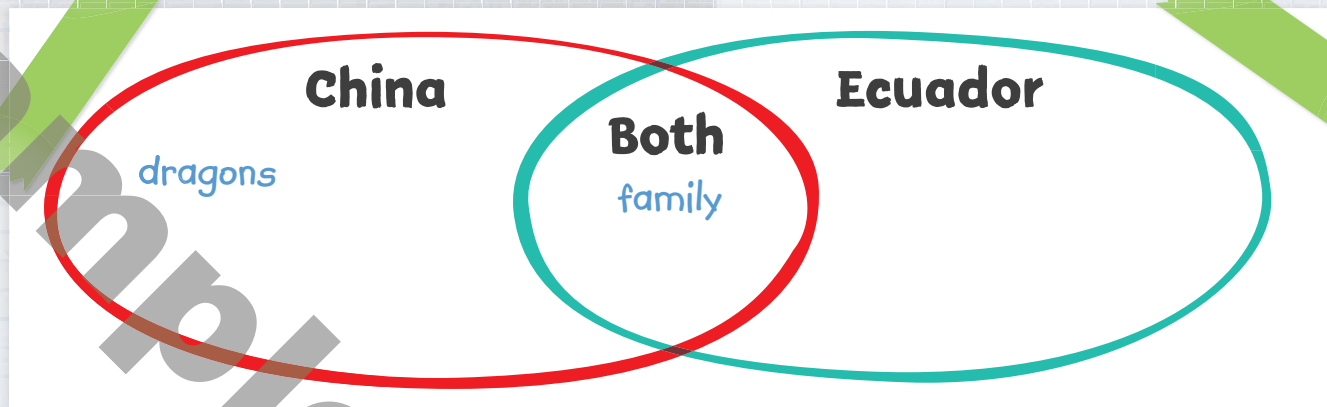


What big fireworks!



3 Read and write the words.

dragons family fireworks lanterns puppets



4 Read and make a Chinese dragon. Say.

- 1 Color and cut out the dragon.
- 2 Fold some paper.
- 3 Stick two sticks. Look!
A Chinese dragon!

This is my Chinese dragon. It has a big nose. It's red, orange, and green.



My Culture

Find out about New Year celebrations in your country.

5 When do you celebrate with family?

Draw a picture and label it.

6 Describe your picture.

This is my mom and dad. There are fireworks.



seventy-three

73